



Name \_\_\_\_\_




What exactly does this headline mean? You can use a 10-by-10 grid to help you better understand *percent*.




1. How many squares are in the grid? \_\_\_\_\_
2. How many squares are shaded? \_\_\_\_\_
3. Compare the number of shaded squares to the total number of squares. This is called a *ratio*. Write this ratio in the form of a fraction. \_\_\_\_\_
4. *Percent* is the ratio of a number to 100. Percent means "per hundred." The symbol for percent is %. What percent of the grid is shaded? \_\_\_\_\_


**Directions:** Use a percent to show the ratio of shaded squares to all 100 squares.



3 out of 100



28 out of 100



91 out of 100

Ratio 5. \_\_\_\_\_

7. \_\_\_\_\_

9. \_\_\_\_\_


Percent 6. \_\_\_\_\_

8. \_\_\_\_\_

10. \_\_\_\_\_

**Directions:** Use colored pencils or markers. Color 25 squares red, 40 squares yellow, and 20 squares blue. Then answer the questions.

11. What percent of the grid is red? \_\_\_\_\_
12. What percent of the grid is yellow? \_\_\_\_\_
13. What percent of the grid is blue? \_\_\_\_\_
14. What percent of the grid is colored? \_\_\_\_\_
15. What percent of the grid is not colored? \_\_\_\_\_
16. What is the sum of the percents in numbers 14 and 15?  
\_\_\_\_\_
17. What is another way to write the ratio 25/100? \_\_\_\_\_
18. What is another way to write the ratio 40/100? \_\_\_\_\_



Name \_\_\_\_\_

# Matching Models

Write the letter of the correct model for each ratio or percent.

1. 48%







2. 70%

3.  $\frac{52}{100}$

4.  $\frac{30}{100}$

5.  $\frac{72}{100}$

6. 36%



7. **Stretch Your Thinking** Describe how you could use one 10-by-10 grid to show that three different percents have a sum of 100%. Then shade the grid to show that  $13\% + 24\% + 63\% = 100\%$ .

---



---

